


## ENJEKSİYON ÜRÜNLER



**653**

1200-500-35 mm




**654**

1200-500-35 mm



**656**

1200-500-35 mm




**657**

1200-500-35 mm



**659**

1200-500-35 mm




**660**

1200-500-35 mm



**675**

1200-500-35 mm



**679**

1200-500-35 mm



**685**

1200-500-35 mm

## YERDEN ISITMA PANEL




45 x 610 x 1200 mm





## ENJEKSİYON KÖŞE TAŞLARI



**354** 250-250-30 mm



**358** 250-80 mm



**360** 250-250-30 mm



**364** 180-180-30 mm



**361** 180-180-30 mm



**362** 180-180-30 mm



**363** 180-180-30 mm



**367** 180-180-30 mm

## ENJEKSİYON KÖŞE TAŞLARI



**368**

1000-100-25 mm



**369**

1000-100-25 mm



**370**

1000-100-25 mm



**371**

1000-100-25 mm



## ÖZEL KAPLAMALI ÜRÜNLER



**695 - Ekstra**

2000-500-40 mm




**695 - Ekstra / Yalı Baskı / 3**

2000-500-40 mm



**695 - Ekstra / Yalı Baskı / 4**

2000-500-40 mm



**660 - Ekstra**

2000-500-40 mm

MERMER DESENLER  
MARBLE PATTERN

← 200 cm ↑ 50 cm ↗ 4 cm




669-113



669-116



669-131



669-140



669-141



669-145

DIŞ CEPHE  
EXTERIOR



MERMER DESENLER  
MARBLE PATTERN

↔ 200 cm ↑ 50 cm ↗ 4 cm



669-217



669-218



669-219



669-220



669-221



669-222

DIŐ CEPHE  
EXTERIOR



MERMER DESENLER  
MARBLE PATTERN

↔ 200 cm ↑ 50 cm ↗ 4 cm



669-223



669-224



669-225



669-226



669-227



669-228

DIŞ CEPHE  
EXTERIOR



MERMER DESENLER  
MARBLE PATTERN

← 200 cm ↑ 50 cm ↗ 4 cm



669-229



669-230



669-231



669-232



669-233

DIŐ CEPHE  
EXTERIOR

MERMER DESENLER  
MARBLE PATTERN



← 120 cm ↑ 50 cm ↗ 2 cm



929-113



929-140



929-116



929-141



929-131



929-145



MERMER DESENLER  
MARBLE PATTERN



← 120 cm ↑ 50 cm ↗ 2 cm



929-217




929-218



929-219



929-220



929-221



929-222



929-223



929-224



929-225



929-226



MERMER DESENLER  
MARBLE PATTERN



← 120 cm ↑ 50 cm ↗ 2 cm



929-227



929-228



929-229



929-230



929-231



929-232



929-233



# KÜTÜK DESENLİ PANEL

← 120 cm ↑ 50 cm ↗ 2 cm



917-201





AHŞAP DOKULU KAPLAMALAR  
WOOD TEXTURE COATINGS

← 200 cm ↑ 50 cm ↗ 4 cm



696-220



696-221



696-222



696-223



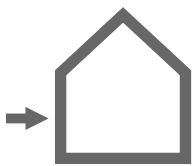
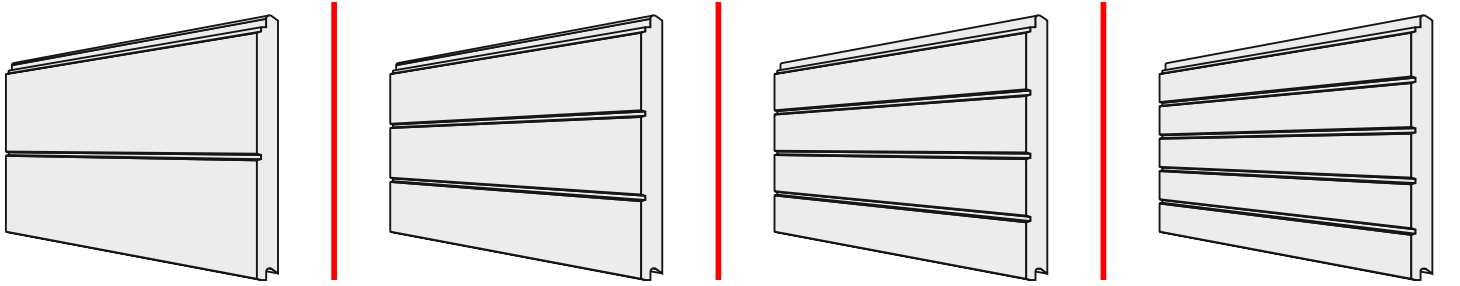
696-225



# 926

## AHŞAP DOKULU KAPLAMALAR WOOD TEXTURE COATINGS

08/22



AHŞAP DOKULU KAPLAMALAR  
WOOD TEXTURE COATINGS



← 200 cm ↑ 50 cm ↗ 4 cm



926-201



926-202



926-203



926-204





926-205



926-206



926-207



926-208



AHŞAP DOKULU KAPLAMALAR  
WOOD TEXTURE COATINGS



← 200 cm ↑ 50 cm ↗ 4 cm



926-301



926-302



926-303



926-304



AHŞAP DOKULU KAPLAMALAR  
WOOD TEXTURE COATINGS



← 200 cm ↑ 50 cm ↗ 4 cm



926-305



926-306



926-307



926-308



AHŞAP DOKULU KAPLAMALAR  
WOOD TEXTURE COATINGS



← 200 cm ↑ 50 cm ↗ 4 cm



926-401



926-402



926-403



926-404



AHŞAP DOKULU KAPLAMALAR  
WOOD TEXTURE COATINGS



← 200 cm ↑ 50 cm ↗ 4 cm



926-405



926-406



926-407



926-408



AHŞAP DOKULU KAPLAMALAR  
WOOD TEXTURE COATINGS



← 200 cm ↑ 50 cm ↗ 4 cm



926-501



926-502



926-503

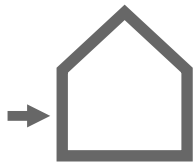
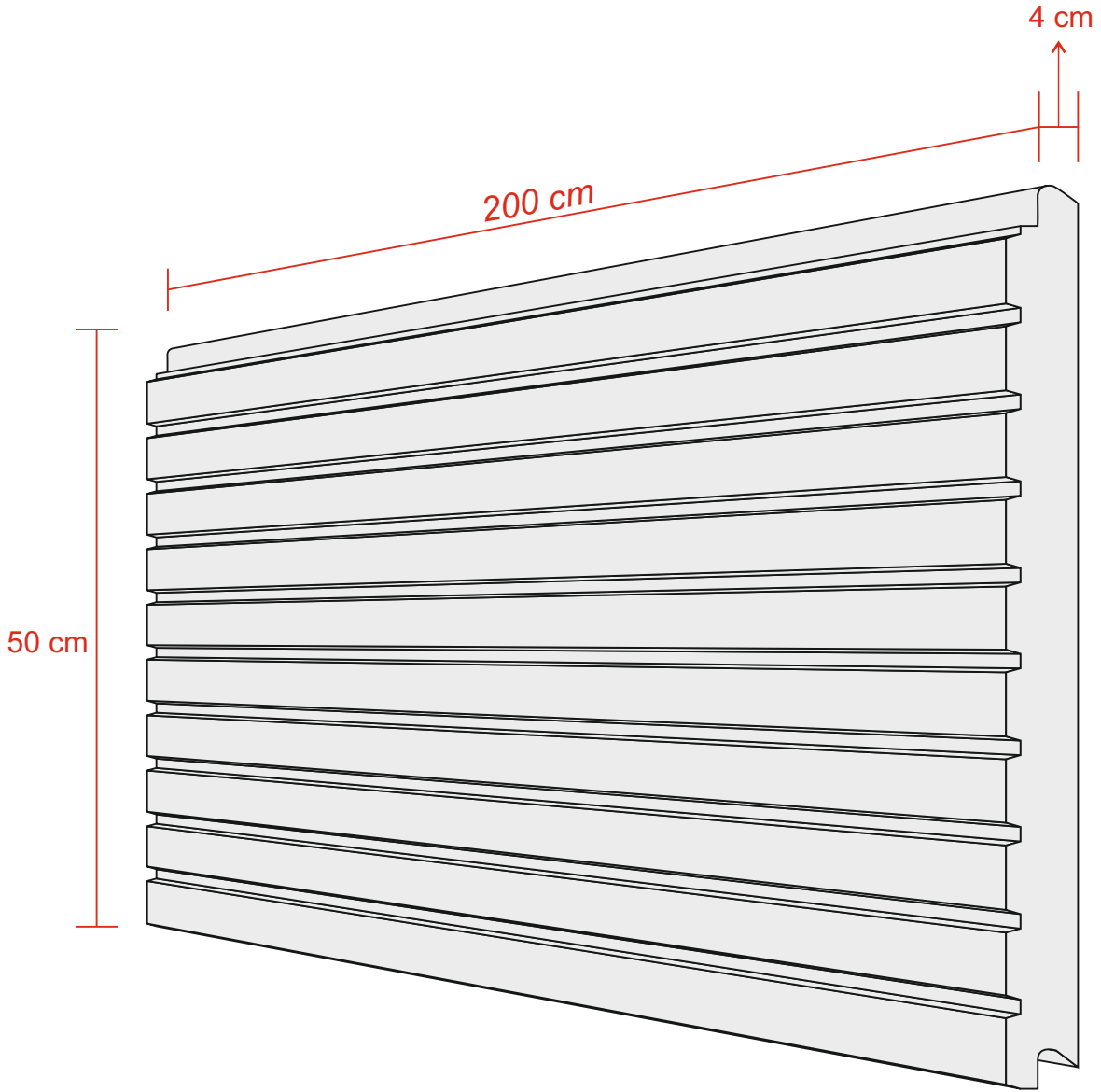


926-504



# 930

AHŞAP DOKULU KAPLAMALAR  
*WOOD TEXTURE COATINGS*





AHŞAP DOKULU KAPLAMALAR  
WOOD TEXTURE COATINGS



← 200 cm ↑ 50 cm ↗ 4 cm



930-101



930-102



930-103



930-104



AHŞAP DOKULU KAPLAMALAR  
WOOD TEXTURE COATINGS



← 200 cm ↑ 50 cm ↗ 4 cm



930-105



930-106



930-107



930-108



AHŞAP DOKULU KAPLAMALAR  
WOOD TEXTURE COATINGS



← 200 cm ↑ 50 cm ↗ 4 cm



930-109




930-110



AHŞAP DOKULU KAPLAMALAR  
WOOD TEXTURE COATINGS



← 200 cm ↑ 50 cm ↗ 4 cm



926-505



926-506



926-507



926-508



AHŞAP DOKULU KAPLAMALAR  
WOOD TEXTURE COATINGS

↔1200  
cm ↑300  
cm ↗15  
cm



**707 - 201**



**707 - 301**



**707 - 202**



**707 - 302**





# TAMAMLAYICI ÜRÜNLER





# ESKİTME KÜTÜK

↔ 9cm ↕ 5cm ↗ 120cm



KTK-E501



KTK-E502



KTK-E503



KTK-E504



KTK-E505



KTK-E506



KTK-E507





# ESKİTME KÜTÜK

↔ 9cm ↑ 9cm ↗ 120cm



KTK-E901



KTK-E902



KTK-E903



KTK-E904



KTK-E905



KTK-E906



KTK-E907





# ESKİTME ÇİTA

↔ 9cm ↕ 2cm ↗ 120cm



ÇT-E201



ÇT-E202



ÇT-E203



ÇT-E204



ÇT-E205



ÇT-E206



ÇT-E207





# ESKİTME L KÖŞE

↔ 5cm ↑ 5cm ↗ 120cm



LK-E601



LK-E602



LK-E603



LK-E604



LK-E605



LK-E606



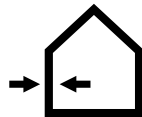



LK-E607






# Dekoratif Paneller

687-201 ↔ 1200 mm ↓ 500 mm ↗ 20 mm





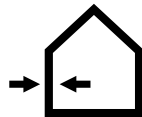






687-201



# Dekoratif Paneller

687-202 ↔ 1200 mm ↓ 500 mm ↗ 20 mm







687-202



# Dekoratif Paneller

← 1200 mm ↓ 500 mm ↗ 25 mm



910-201



910-202



910-203



910-204



# Dekoratif Paneller


← 1200 mm ↓ 500 mm ↗ 25 mm





# Dekoratif Paneller

911-301 ← 1200 mm ↓ 500 mm ↗ 25 mm





# Dekoratif Paneller


911-302 ↔ 1200 mm ↓ 500 mm ↗ 25 mm





# Dekoratif Paneller


912-401  $\leftrightarrow$ 1200  $\updownarrow$ 500  $\nearrow$ 25  
mm mm mm





# Dekoratif Paneller


912-402 ↔ 1200 mm ↓ 500 mm ↗ 25 mm






## KIRIK TAŞ / BROKEN STONE


↔ 120 cm ↓ 50 cm ↗ 3.5 cm



656-401



656-402



656-403



656-404



656-405



656-406

## KAYRAK TAŞ / SLATE STONE

↔ 120 cm ↓ 50 cm ↗ 3.5 cm



659-401



659-402



659-403



659-404



659-405

DIŞ CEPHE  
EXTERIOR



## YIĞMA TAŞ / MASONRY STONE

↔ 120 cm ↓ 50 cm ↗ 3.5 cm



660-401



660-402



660-403



660-404



660-405



660-406

## BODRUM TAŞI / BODRUM STONE

↔ 120 cm ↓ 50 cm ↗ 3.5 cm



679-401




679-402



679-403



679-404



679-405



679-406



İNCE TUĞLA / SLIM BRICK

↔ 120 cm  
↕ 50 cm  
↗ 3.5 cm



653-401



653-403



653-410



653-411



653-412



653-415



653-416




653-418

DIŞ CEPHE  
EXTERIOR



BAROK TUĞLA / BAROQUE BRICK

↔ 120  
cm ↓ 50  
cm ↗ 3.5  
cm



654-401



654-402



654-403



654-404



654-405



654-406



654-408

DIŞ CEPHE  
EXTERIOR



## TARLA TAŐI / FIELD STONE

↔ 120 cm ↓ 50 cm ↗ 3.5 cm



685-401



685-402



685-403



685-404



685-405

DIŐ CEPHE  
EXTERIOR

## KARADENİZ TAŐI / BLACK SEA STONE

↔ 120 cm ↓ 50 cm ↗ 3.5 cm



700-401



700-402



700-403



# HARMAN TAŞ / BLEND STONE

← 120 cm ↑ 50 cm ↗ 2 cm



650-201



650-202



650-203



650-204



650-205



650-206



650-207



İÇ CEPHE  
INTERIOR



# BAROK TUĞLA / BAROQUE BRICK

← 120 cm ↓ 50 cm ↗ 2 cm



651-201



651-203



651-204



651-205



651-206



651-207



651-208



651-210



651-211



651-212



651-213

İÇ CEPHE  
INTERIOR



# BAROK TUĞLA / BAROQUE BRICK

↔ 120 cm ↑ 50 cm ↗ 2 cm



651-215



651-216



651-218



651-219



651-220



651-221



651-223



651-227



651-228



651-229

İÇ CEPHE  
INTERIOR



651-230



BAROK TUĞLA / BAROQUE BRICK


← 120 cm ↑ 50 cm ↗ 2 cm




651-231



651-232



651-233



651-234



651-235



651-236



651-237




651-238



651-239



651-240



651-241



651-242




TERRA TUĞLA / TERRA BRICK

↔ 120  
cm ↑ 50  
cm ↗ 2  
cm




652-201



652-202



652-203



652-204



652-205




652-207

İÇ CEPHE  
INTERIOR



# İNCE TUĞLA / SLIM BRICK

← 120 cm ↑ 50 cm ↗ 2 cm



653-201




653-202



653-203



653-207



653-208



653-209



653-210



653-211

İÇ CEPHE  
INTERIOR



653-212




# İNCE TUĞLA / SLIM BRICK

← 120 cm ↑ 50 cm ↗ 2 cm




653-214



653-215



653-216



653-218



653-222




653-223




653-224

İÇ CEPHE  
INTERIOR







656-2001




656-2002




656-2003



656-2004



656-2005




656-2006



656-2007



656-2008



656-2009



656-2010



KAYRAK TAŞ / SLATE STONE

← 120 cm ↑ 50 cm ↗ 2 cm




659-201



659-202



659-203



659-204



659-205

İÇ CEPHE  
INTERIOR





660-201



660-202



660-203



660-204



660-205



660-206

İÇ CEPHE  
INTERIOR





BODRUM TAŐI / BODRUM STONE

← 120 cm ↑ 50 cm ↗ 2 cm



679-201



679-202



679-203



679-204



679-205



679-206


İÇ CEPHE  
INTERIOR





## HASIR TAŞ


← 120 cm ↑ 30 cm ↗ 2 cm




677-201



677-202



677-203



677-204



677-205



677-206



677-207



677-208

İÇ CEPHE  
INTERIOR

## PATLATMA TAŞ


← 120 cm ↑ 30 cm ↗ 2 cm




678-201




678-202




678-203



678-204



678-205



678-206



TARLA TAŞI / FIELD STONE

← 120 cm ↑ 50 cm ↗ 2 cm




685-201



685-202



685-203



685-204



685-205

İÇ CEPHE  
INTERIOR





## KARADENİZ TAŞI / BLACK SEA STONE

← 120  
cm ↑ 30  
cm ↗ 2  
cm



686-201



686-202

İÇ CEPHE  
INTERIOR

## TÜRK BAYRAĞI

← 112  
cm ↑ 64  
cm ↗ 2  
cm

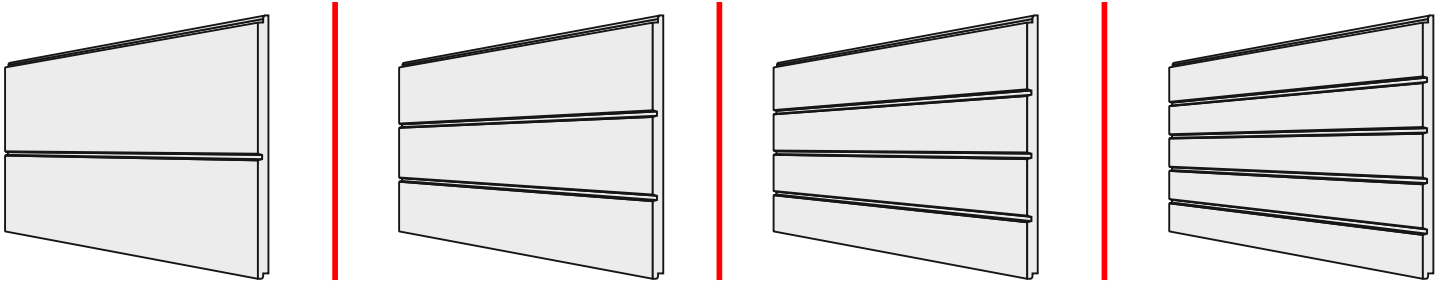




# 927

AHŞAP DOKULU KAPLAMALAR  
WOOD TEXTURE COATINGS

08/22





AHŞAP DOKULU KAPLAMALAR  
WOOD TEXTURE COATINGS



← 120 cm ↑ 50 cm ↗ 2 cm



927-201



927-202



927-203



927-204



AHŞAP DOKULU KAPLAMALAR  
WOOD TEXTURE COATINGS



← 120 cm ↑ 50 cm ↗ 2 cm



927-205



927-206



927-207



927-208



AHŞAP DOKULU KAPLAMALAR  
WOOD TEXTURE COATINGS



← 120 cm ↑ 50 cm ↗ 2 cm



927-301



927-302



927-303



927-304



AHŞAP DOKULU KAPLAMALAR  
WOOD TEXTURE COATINGS



← 120 cm ↑ 50 cm ↗ 2 cm



927-305



927-306



927-307



927-308



AHŞAP DOKULU KAPLAMALAR  
WOOD TEXTURE COATINGS



← 120 cm ↑ 50 cm ↗ 2 cm



927-401



927-402



927-403



927-404



AHŞAP DOKULU KAPLAMALAR  
WOOD TEXTURE COATINGS



← 120 cm ↑ 50 cm ↗ 2 cm



927-405



927-406



927-407



927-408



AHŞAP DOKULU KAPLAMALAR  
WOOD TEXTURE COATINGS



← 120 cm ↑ 50 cm ↗ 2 cm



927-501



927-502



927-503



927-504



AHŞAP DOKULU KAPLAMALAR  
WOOD TEXTURE COATINGS



← 120 cm ↑ 50 cm ↗ 2 cm



927-505



927-506



927-507



927-508





Boyut: 1000 x 160 x 10 mm



WD-01




WD-02



WD-03




WD-04



WD-05



WD-06



WD-07



WD-08



WD-09



WD-10






Boyut: 1000 x 160 x 10 mm



WD-11



WD-12



WD-13




WD-14



WD-15



WD-16



WD-17



WD-18



WD-19




WD-20





WD-21



WD-22



WD-23



WD-24



WD-25



WD-26



WD-27



WD-28



WD-29



WD-30



WD-31



WD-32






ST-01



ST-02



ST-03



ST-04



ST-05



ST-06



ST-07




ST-08



ST-09



ST-10



ST-11




ST-12







ST-13



ST-14




ST-15



ST-16







MB-01




MB-02



MB-03



MB-04



MB-05



MB-06



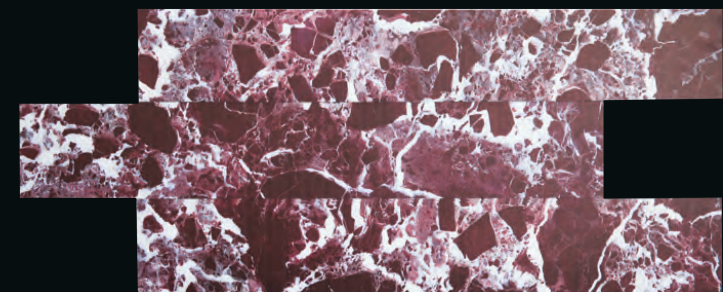
MB-07



MB-08



MB-09




MB-10



MB-11







HM-01



HM-02



HM-03



HM-04



HM-05




HM-06





HM-07



HM-08



HM-09



HM-10



HM-11



HM-12





HM-13



HM-14



HM-15



HM-16




HM-17



HM-18





HM-19



HM-20



HM-21



HM-22



HM-23







ÇİNI-001



ÇİNI-002



ÇİNI-003



ÇİNI-004



ÇİNI-005






BT-01




BT-02



BT-03



BT-04



BT-05



BT-06




BT-07






KR-01




KR-02




KR-03



KR-04




KR-05




KR-06






KR-07




KR-08



KR-09



KR-10



KR-11





TV-01



TV-02



TV-03